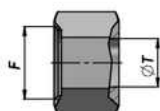


TN 81

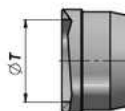
ECROU
NUT
TUERCA



Code Code Código	Type Type Tipo	ØT	F	kg x 100
RD08106L00	TN 81 6 L	6	M12x1,5	0,90
RD08108L00	TN 81 8 L	8	M14x1,5	1,20
RD08110L00	TN 81 10 L	10	M16x1,5	2,10
RD08112L00	TN 81 12 L	12	M18x1,5	2,40
RD08115L00	TN 81 15 L	15	M22x1,5	3,90
RD08118L00	TN 81 18 L	18	M26x1,5	5,90
RD08122L00	TN 81 22 L	22	M30x2	7,90
RD08128L00	TN 81 28 L	28	M36x2	8,40
RD08106S00	TN 81 6 S	6	M14x1,5	1,40
RD08108S00	TN 81 8 S	8	M16x1,5	1,60
RD08110S00	TN 81 10 S	10	M18x1,5	3,10
RD08112S00	TN 81 12 S	12	M20x1,5	3,60
RD08114S00	TN 81 14 S	14	M22x1,5	5,10
RD08116S00	TN 81 16 S	16	M24x1,5	6,10
RD08120S00	TN 81 20 S	20	M30x2	9,40
RD08125S00	TN 81 25 S	25	M36x2	19,50

TN 88

BAGUE DE SERRAGE
CUTTING RING
CORONA CORTANTE



Code Code Código	Type Type Tipo	ØT	kg x 100
RD08806L00	TN 88 6 LS	6	0,13
RD08808L00	TN 88 8 LS	8	0,19
RD08810L00	TN 88 10 LS	10	0,24
RD08812L00	TN 88 12 LS	12	0,31
RD08815L00	TN 88 15 L	15	0,41
RD08818L00	TN 88 18 L	18	0,46
RD08822L00	TN 88 22 L	22	0,60
RD08828L00	TN 88 28 L	28	0,75
RD08814S00	TN 88 14 S	14	0,36
RD08816S00	TN 88 16 S	16	0,41
RD08820S00	TN 88 20 S	20	0,85
RD08825S00	TN 88 25 S	25	1,06

TN 92

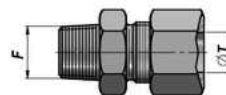
UNION SIMPLE MALE
STRAIGHT MALE STUD COUPLING
ADAPTADOR RECTO MACHO SIMPLE



Code Code Código	Type Type Tipo	ØT	F BSP	kg x 100
RD09206LR0	TN 92 6 LR	6	1/8"	2,50
RD09208LR0	TN 92 8 LR	8	1/4"	4,50
RD09210LR0	TN 92 10 LR	10	1/4"	4,70
RD09212LR0	TN 92 12 LR	12	3/8"	6,50
RD09215LR0	TN 92 15 LR	15	1/2"	11,50
RD09218LR0	TN 92 18 LR	18	1/2"	13,00
RD09222LR0	TN 92 22 LR	22	3/4"	18,00
RD09228LR0	TN 92 28 LR	28	1"	25,00
RD09206SR0	TN 92 6 SR	6	1/4"	5,20
RD09208SR0	TN 92 8 SR	8	1/4"	6,00
RD09210SR0	TN 92 10 SR	10	3/8"	9,00
RD09212SR0	TN 92 12 SR	12	3/8"	10,20
RD09214SR0	TN 92 14 SR	14	1/2"	15,20
RD09216SR0	TN 92 16 SR	16	1/2"	16,00
RD09220SR0	TN 92 20 SR	20	3/4"	27,00
RD09225SR0	TN 92 25 SR	25	1"	49,00

TN 93

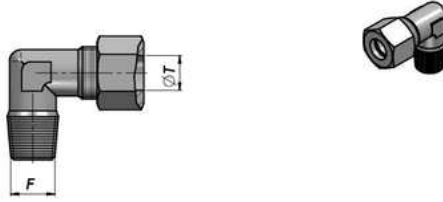
UNION SIMPLE MALE
STRAIGHT MALE STUD COUPLING
ADAPTADOR RECTO MACHO SIMPLE



Code Code Código	Type Type Tipo	ØT	F BSPT	kg x 100
RD09306LR0	TN 93 6 LR	6	1/8"	2,40
RD09308LR0	TN 93 8 LR	8	1/4"	4,20
RD09310LR0	TN 93 10 LR	10	1/4"	4,70
RD09312LR0	TN 93 12 LR	12	3/8"	6,50
RD09315LR0	TN 93 15 LR	15	1/2"	10,80
RD09318LR0	TN 93 18 LR	18	1/2"	14,30
RD09322LR0	TN 93 22 LR	22	3/4"	19,50
RD09328LR0	TN 93 28 LR	28	1"	30,00
RD09306SR0	TN 93 6 SR	6	1/4"	5,40
RD09308SR0	TN 93 8 SR	8	1/4"	6,00
RD09310SR0	TN 93 10 SR	10	3/8"	8,00
RD09312SR0	TN 93 12 SR	12	3/8"	9,90
RD09314SR0	TN 93 14 SR	14	1/2"	14,40
RD09316SR0	TN 93 16 SR	16	1/2"	16,50
RD09320SR0	TN 93 20 SR	20	3/4"	26,00
RD09325SR0	TN 93 25 SR	25	1"	49,50

COUDE MALE
MALE STUD ELBOW
ADAPTADOR MACHO ACODADO

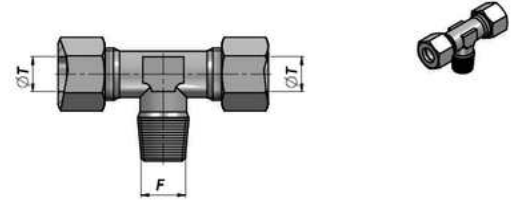
TN 94



Code Code Código	Type Type Tipo	ØT	F BSPT	kg x 100
RD09406LRO	TN 94 6 LR	6	1/8"	3,50
RD09408LRO	TN 94 8 LR	8	1/4"	5,00
RD09410LRO	TN 94 10 LR	10	1/4"	6,00
RD09412LRO	TN 94 12 LR	12	3/8"	8,50
RD09415LRO	TN 94 15 LR	15	1/2"	14,50
RD09418LRO	TN 94 18 LR	18	1/2"	17,00
RD09422LRO	TN 94 22 LR	22	3/4"	23,50
RD09428LRO	TN 94 28 LR	28	1"	37,50
RD09406SRO	TN 94 6 SR	6	1/4"	5,50
RD09408SRO	TN 94 8 SR	8	1/4"	7,20
RD09410SRO	TN 94 10 SR	10	3/8"	10,30
RD09412SRO	TN 94 12 SR	12	3/8"	11,00
RD09414SRO	TN 94 14 SR	14	1/2"	16,00
RD09416SRO	TN 94 16 SR	16	1/2"	19,50
RD09420SRO	TN 94 20 SR	20	3/4"	30,30
RD09425SRO	TN 94 25 SR	25	1"	57,00

TÈ MALE
MALE STUD BRANCH TEES
ADAPTADOR MACHO TIPO "T"

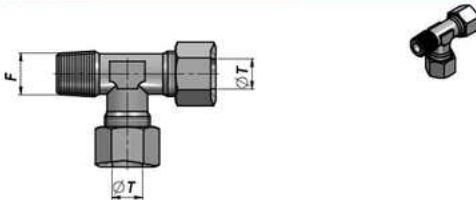
TN 96



Code Code Código	Type Type Tipo	ØT	F BSPT	kg x 100
RD09606LRO	TN 96 6 LR	6	1/8"	5,50
RD09608LRO	TN 96 8 LR	8	1/4"	7,50
RD09610LRO	TN 96 10 LR	10	1/4"	10,60
RD09612LRO	TN 96 12 LR	12	3/8"	13,00
RD09615LRO	TN 96 15 LR	15	1/2"	22,00
RD09618LRO	TN 96 18 LR	18	1/2"	32,00
RD09622LRO	TN 96 22 LR	22	3/4"	40,00
RD09628LRO	TN 96 28 LR	28	1"	56,00
RD09606SRO	TN 96 6 SR	6	1/4"	9,50
RD09608SRO	TN 96 8 SR	8	1/4"	12,10
RD09610SRO	TN 96 10 SR	10	3/8"	16,00
RD09612SRO	TN 96 12 SR	12	3/8"	20,30
RD09614SRO	TN 96 14 SR	14	1/2"	25,10
RD09616SRO	TN 96 16 SR	16	1/2"	32,40
RD09620SRO	TN 96 20 SR	20	3/4"	48,00
RD09625SRO	TN 96 25 SR	25	1"	92,00

TÈ MALE RENVERSE
MALE STUD BARREL TEES
ADAPTADOR MACHO DE TAMBOR

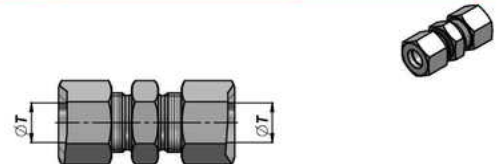
TN 127



Code Code Código	Type Type Tipo	ØT	F BSPT	kg x 100
RD12706LRO	TN 127 6 LR	6	1/8"	5,50
RD12708LRO	TN 127 8 LR	8	1/4"	7,50
RD12710LRO	TN 127 10 LR	10	1/4"	11,00
RD12712LRO	TN 127 12 LR	12	3/8"	13,00
RD12715LRO	TN 127 15 LR	15	1/2"	22,00
RD12718LRO	TN 127 18 LR	18	1/2"	32,00
RD12706SRO	TN 127 6 SR	6	1/4"	10,00
RD12708SRO	TN 127 8 SR	8	1/4"	12,00
RD12710SRO	TN 127 10 SR	10	3/8"	16,00
RD12712SRO	TN 127 12 SR	12	3/8"	20,00
RD12714SRO	TN 127 14 SR	14	1/2"	25,00
RD12716SRO	TN 127 16 SR	16	1/2"	32,00

UNION DOUBLE
STRAIGHT COUPLING
ADAPTADOR DOBLE RECTO

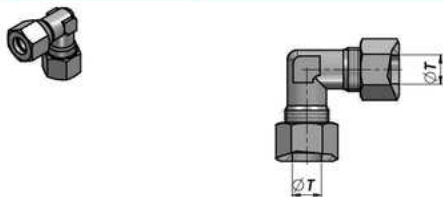
TN 98



Code Code Código	Type Type Tipo	ØT	kg x 100
RD09806L00	TN 98 6 L	6	3,60
RD09808L00	TN 98 8 L	8	5,00
RD09810L00	TN 98 10 L	10	7,00
RD09812L00	TN 98 12 L	12	8,70
RD09815L00	TN 98 15 L	15	14,00
RD09818L00	TN 98 18 L	18	20,00
RD09822L00	TN 98 22 L	22	26,50
RD09828L00	TN 98 28 L	28	32,00
RD09806S00	TN 98 6 S	6	4,10
RD09808S00	TN 98 8 S	8	6,10
RD09810S00	TN 98 10 S	10	8,00
RD09812S00	TN 98 12 S	12	11,50
RD09814S00	TN 98 14 S	14	18,00
RD09816S00	TN 98 16 S	16	23,00
RD09820S00	TN 98 20 S	20	35,00
RD09825S00	TN 98 25 S	25	68,00

TN 99

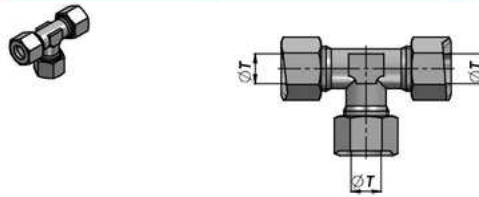
COUDE EGAL
EQUAL ELBOW
CODO ADAPTADOR IGUAL



Code Code Código	Type Type Tipo	ØT	kg x 100
RD09906L00	TN 99 6 L	6	4,20
RD09908L00	TN 99 8 L	8	5,80
RD09910L00	TN 99 10 L	10	7,70
RD09912L00	TN 99 12 L	12	9,80
RD09915L00	TN 99 15 L	15	16,00
RD09918L00	TN 99 18 L	18	24,00
RD09922L00	TN 99 22 L	22	32,00
RD09928L00	TN 99 28 L	28	42,40
RD09906S00	TN 99 6 S	6	7,10
RD09908S00	TN 99 8 S	8	8,10
RD09910S00	TN 99 10 S	10	12,90
RD09912S00	TN 99 12 S	12	15,00
RD09914S00	TN 99 14 S	14	21,00
RD09916S00	TN 99 16 S	16	26,00
RD09920S00	TN 99 20 S	20	42,00
RD09925S00	TN 99 25 S	25	78,00

TN 100

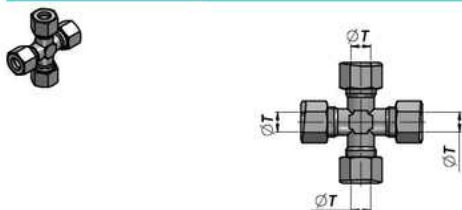
TÈ EGAL
EQUAL TEES
ADAPTADOR IGUAL TIPO "T"



Code Code Código	Type Type Tipo	ØT	kg x 100
RD10006L00	TN 100 6 L	6	6,30
RD10008L00	TN 100 8 L	8	8,50
RD10010L00	TN 100 10 L	10	11,50
RD10012L00	TN 100 12 L	12	15,00
RD10015L00	TN 100 15 L	15	24,50
RD10018L00	TN 100 18 L	18	35,80
RD10022L00	TN 100 22 L	22	47,90
RD10028L00	TN 100 28 L	28	74,50
RD10006S00	TN 100 6 S	6	11,00
RD10008S00	TN 100 8 S	8	14,20
RD10010S00	TN 100 10 S	10	19,10
RD10012S00	TN 100 12 S	12	24,30
RD10014S00	TN 100 14 S	14	30,20
RD10016S00	TN 100 16 S	16	39,80
RD10020S00	TN 100 20 S	20	60,00
RD10025S00	TN 100 25 S	25	112,00

TN 101

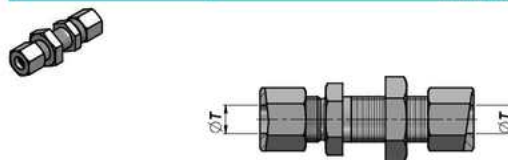
CROIX EGAL
EQUAL CROSS
CRUZ IGUAL



Code Code Código	Type Type Tipo	ØT	kg x 100
RD10106L00	TN 101 6 L	6	7,80
RD10108L00	TN 101 8 L	8	11,00
RD10110L00	TN 101 10 L	10	15,70
RD10112L00	TN 101 12 L	12	19,50
RD10115L00	TN 101 15 L	15	31,50
RD10118L00	TN 101 18 L	18	48,70
RD10122L00	TN 101 22 L	22	73,00
RD10128L00	TN 101 28 L	28	101,50
RD10106S00	TN 101 6 S	6	13,00
RD10108S00	TN 101 8 S	8	17,00
RD10110S00	TN 101 10 S	10	24,20
RD10112S00	TN 101 12 S	12	30,10
RD10114S00	TN 101 14 S	14	39,00
RD10116S00	TN 101 16 S	16	49,00
RD10120S00	TN 101 20 S	20	76,00
RD10125S00	TN 101 25 S	25	138,00

TN 102

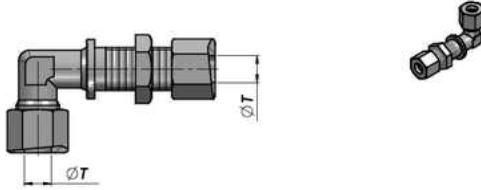
UNION DOUBLE TRAVERSEE DE CLOISON
STRAIGHT BULKHEAD COUPLING
ADAPTADOR PASATABIQUES



Code Code Código	Type Type Tipo	ØT	kg x 100
RD10206L00	TN 102 6 L	6	7,00
RD10208L00	TN 102 8 L	8	8,50
RD10210L00	TN 102 10 L	10	12,70
RD10212L00	TN 102 12 L	12	15,00
RD10215L00	TN 102 15 L	15	23,00
RD10218L00	TN 102 18 L	18	33,00
RD10222L00	TN 102 22 L	22	41,00
RD10228L00	TN 102 28 L	28	53,00
RD10206S00	TN 102 6 S	6	10,00
RD10208S00	TN 102 8 S	8	13,00
RD10210S00	TN 102 10 S	10	19,00
RD10212S00	TN 102 12 S	12	22,00
RD10214S00	TN 102 14 S	14	27,00
RD10216S00	TN 102 16 S	16	32,00
RD10220S00	TN 102 20 S	20	55,00
RD10225S00	TN 102 25 S	25	91,00

COUDE EGAL TRAVERSEE DE CLOISON
ELBOW BULKHEAD COUPLING
CODO ADAPTADOR PASATABIQUES

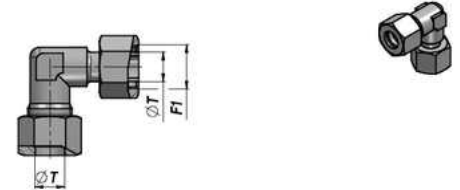
TN 118



Code Code Código	Type Type Tipo	ØT	kg x 100
RD11806L00	TN 118 6 L	6	7,00
RD11808L00	TN 118 8 L	8	10,00
RD11810L00	TN 118 10 L	10	13,00
RD11812L00	TN 118 12 L	12	19,00
RD11815L00	TN 118 15 L	15	28,00
RD11818L00	TN 118 18 L	18	38,00
RD11822L00	TN 118 22 L	22	49,00
RD11828L00	TN 118 28 L	28	70,00
RD11806S00	TN 118 6 S	6	10,00
RD11808S00	TN 118 8 S	8	13,00
RD11810S00	TN 118 10 S	10	20,00
RD11812S00	TN 118 12 S	12	24,00
RD11814S00	TN 118 14 S	14	30,00
RD11816S00	TN 118 16 S	16	37,00
RD11820S00	TN 118 20 S	20	60,00
RD11825S00	TN 118 25 S	25	108,00

COUDE ORIENTABLE - EXECUTION FEMELLE
ADJUSTABLE STUD ELBOW
CODO ADAPTADOR REGULABLE

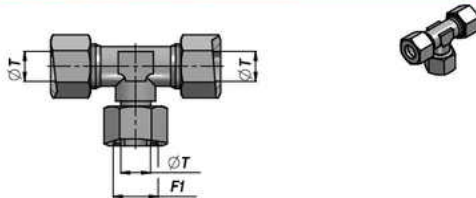
TN 119



Code Code Código	Type Type Tipo	ØT	F1	kg x 100
RD11906L00	TN119 6 L	6	M12x1,5	4,00
RD11908L00	TN119 8 L	8	M14x1,5	4,60
RD11910L00	TN119 10 L	10	M16x1,5	6,50
RD11912L00	TN119 12 L	12	M18x1,5	9,00
RD11915L00	TN119 15 L	15	M22x1,5	14,90
RD11918L00	TN119 18 L	18	M26x1,5	21,50
RD11922L00	TN119 22 L	22	M30x2	28,50
RD11928L00	TN119 28 L	28	M36x2	41,00
RD11906S00	TN119 6 S	6	M14x1,5	5,10
RD11908S00	TN119 8 S	8	M16x1,5	7,40
RD11910S00	TN119 10 S	10	M18x1,5	10,00
RD11912S00	TN119 12 S	12	M20x1,5	13,30
RD11914S00	TN119 14 S	14	M22x1,5	16,50
RD11916S00	TN119 16 S	16	M24x1,5	23,50
RD11920S00	TN119 20 S	20	M30x2	34,00
RD11925S00	TN119 25 S	25	M36x2	68,00

TÈ ORIENTABLE - EXECUTION FEMELLE
ADJUSTABLE STUD BRANCH TEES
ADAPTADOR REGULABLE TIPO "T" - HEMBRA

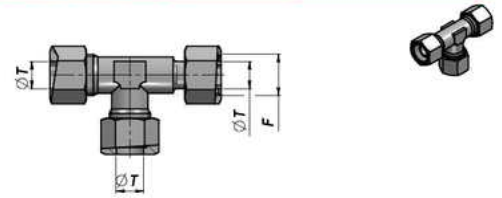
TN 120



Code Code Código	Type Type Tipo	ØT	F1	kg x 100
RD12006L00	TN120 6 L	6	M12x1,5	5,60
RD12008L00	TN120 8 L	8	M14x1,5	6,60
RD12010L00	TN120 10 L	10	M16x1,5	9,00
RD12012L00	TN120 12 L	12	M18x1,5	13,00
RD12015L00	TN120 15 L	15	M22x1,5	20,90
RD12018L00	TN120 18 L	18	M26x1,5	32,00
RD12022L00	TN120 22 L	22	M30x2	42,00
RD12028L00	TN120 28 L	28	M36x2	60,00
RD12006S00	TN120 6 S	6	M14x1,5	8,60
RD12008S00	TN120 8 S	8	M16x1,5	11,90
RD12010S00	TN120 10 S	10	M18x1,5	14,00
RD12012S00	TN120 12 S	12	M20x1,5	19,80
RD12014S00	TN120 14 S	14	M22x1,5	27,00
RD12016S00	TN120 16 S	16	M24x1,5	36,50
RD12020S00	TN120 20 S	20	M30x2	54,00
RD12025S00	TN120 25 S	25	M36x2	102,00

TÈ RENVERSE ORIENTABLE - EXECUTION FEMELLE
ADJUSTABLE STUD BARREL TEES
ADAPTADOR REGULABLE TIPO "T" - HEMBRA

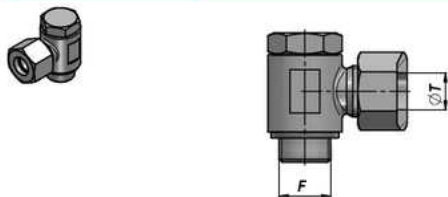
TN 121



Code Code Código	Type Type Tipo	ØT	F1	kg x 100
RD12106L00	TN121 6 L	6	M12x1,5	5,50
RD12108L00	TN121 8 L	8	M14x1,5	7,10
RD12110L00	TN121 10 L	10	M16x1,5	9,50
RD12112L00	TN121 12 L	12	M18x1,5	12,50
RD12115L00	TN121 15 L	15	M22x1,5	19,90
RD12118L00	TN121 18 L	18	M26x1,5	30,00
RD12122L00	TN121 22 L	22	M30x2	40,00
RD12128L00	TN121 28 L	28	M36x2	54,50
RD12106S00	TN121 6 S	6	M14x1,5	7,60
RD12108S00	TN121 8 S	8	M16x1,5	10,90
RD12110S00	TN121 10 S	10	M18x1,5	16,00
RD12112S00	TN121 12 S	12	M20x1,5	19,30
RD12114S00	TN121 14 S	14	M22x1,5	25,00
RD12116S00	TN121 16 S	16	M24x1,5	34,50
RD12120S00	TN121 20 S	20	M30x2	50,50
RD12125S00	TN121 25 S	25	M36x2	97,00

TN 131

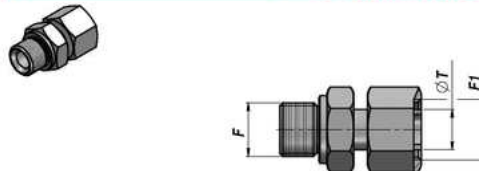
EQUERRE ORIENTABLE BANJO
BANJO COUPLING
BANJO ORIENTABLE



Code Code Código	Type Type Tipo	ØT	F BSP	kg x 100
RD13106LRO	TN131 6 LR	6	1/8"	4,20
RD13108LRO	TN131 8 LR	8	1/4"	7,80
RD13110LRO	TN131 10 LR	10	1/4"	8,50
RD13112LRO	TN131 12 LR	12	3/8"	14,50
RD13115LRO	TN131 15 LR	15	1/2"	19,50
RD13118LRO	TN131 18 LR	18	1/2"	21,00
RD13122LRO	TN131 22 LR	22	3/4"	39,00
RD13106SRO	TN131 6 SR	6	1/4"	8,00
RD13108SRO	TN131 8 SR	8	1/4"	9,70
RD13110SRO	TN131 10 SR	10	3/8"	12,50
RD13112SRO	TN131 12 SR	12	3/8"	14,50
RD13114SRO	TN131 14 SR	14	1/2"	21,60
RD13116SRO	TN131 16 SR	16	1/2"	28,00
RD13120SRO	TN131 20 SR	20	3/4"	43,00

TN 126AGG

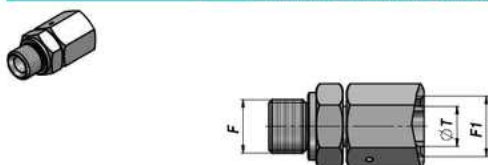
UNION MALE D'ORIENTATION+JOINT
STUD/STANDPIPE ADAPTER+SEAL
ADAPTADOR MACHO ORIENTABLE+JUNTA



Code Code Código	Type Type Tipo	ØT	F BSP	F1	kg x 100
RD126A06LR	TN126A GG 6LR	6	1/8"	M12x1,5	2,50
RD126A08LR	TN126A GG 8LR	8	1/4"	M14x1,5	4,30
RD126A10LR	TN126A GG 10LR	10	1/4"	M16x1,5	4,80
RD126A12LR	TN126A GG 12LR	12	3/8"	M18x1,5	6,40
RD126A15LR	TN126A GG 15LR	15	1/2"	M22x1,5	11,50
RD126A18LR	TN126A GG 18LR	18	1/2"	M26x1,5	13,80
RD126A22LR	TN126A GG 22LR	22	3/4"	M30x2	17,50
RD126A28LR	TN126A GG 28LR	28	1"	M36x2	24,80
RD126A06SR	TN126A GG 6SR	6	1/4"	M14x1,5	5,00
RD126A08SR	TN126A GG 8SR	8	1/4"	M16x1,5	5,50
RD126A10SR	TN126A GG 10SR	10	3/8"	M18x1,5	8,20
RD126A12SR	TN126A GG 12SR	12	3/8"	M20x1,5	9,50
RD126A14SR	TN126A GG 14SR	14	1/2"	M22x1,5	14,50
RD126A16SR	TN126A GG 16SR	16	1/2"	M24x1,5	15,80
RD126A20SR	TN126A GG 20SR	20	3/4"	M30x2	25,30
RD126A25SR	TN126A GG 25SR	25	1"	M36x2	46,50

TN 426

UNION MALE D'ORIENTATION+JOINT+O-RING
STUD/STANDPIPE ADAPTER+SEAL+O-RING
ADAPTADOR MACHO ORIENTABLE+JUNTA+O-RING



Code Code Código	Type Type Tipo	ØT	F BSP	F1	kg x 100
RD42606LRO	TN426 6 LR	6	1/8"	M12x1,5	2,50
RD42608LRO	TN426 8 LR	8	1/4"	M14x1,5	4,30
RD42610LRO	TN426 10 LR	10	1/4"	M16x1,5	4,80
RD42612LRO	TN426 12 LR	12	3/8"	M18x1,5	6,90
RD42615LRO	TN426 15 LR	15	1/2"	M22x1,5	12,00
RD42618LRO	TN426 18 LR	18	1/2"	M26x1,5	13,50
RD42622LRO	TN426 22 LR	22	3/4"	M30x2	19,50
RD42606SRO	TN426 6 SR	6	1/4"	M14x1,5	4,50
RD42608SRO	TN426 8 SR	8	1/4"	M16x1,5	5,00
RD42610SRO	TN426 10 SR	10	3/8"	M18x1,5	7,50
RD42612SRO	TN426 12 SR	12	3/8"	M20x1,5	8,20
RD42614SRO	TN426 14 SR	14	1/2"	M22x1,5	12,50
RD42616SRO	TN426 16 SR	16	1/2"	M24x1,5	14,50
RD42620SRO	TN426 20 SR	20	3/4"	M30x2	22,00

TN 185GG

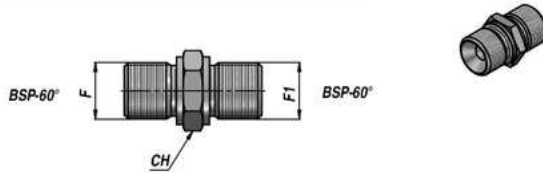
BOUCHON A HEXAGONE INTERNE
INNER HEXAGON PLUG
TAPON HEXAGONO INTERIOR



Code Code Código	Type Type Tipo	F	CH	kg x 100
RD185GGR03	TN185 GG 1/8"	1/8" BSP	5	0,70
RD185GGR04	TN185 GG 1/4"	1/4" BSP	6	1,80
RD185GGR06	TN185 GG 3/8"	3/8" BSP	8	2,70
RD185GGR08	TN185 GG 1/2"	1/2" BSP	10	4,50
RD185GGR12	TN185 GG 3/4"	3/4" BSP	12	7,10
RD185GGR16	TN185 GG 1"	1" BSP	17	13,30
RD185GGR20	TN185 GG 1"1/4	1"1/4 BSP	22	20,10
RD185GGR24	TN185 GG 1"1/2	1"1/2 BSP	27	25,90
RD185GGM10	TN185 GG 10x1	M10x1	5	0,70
RD185GGM12	TN185 GG 12x1,5	M12x1,5	6	1,40
RD185GGM14	TN185 GG 14x1,5	M14x1,5	6	2,00
RD185GGM16	TN185 GG 16x1,5	M16x1,5	8	2,50
RD185GGM18	TN185 GG 18x1,5	M18x1,5	8	3,20
RD185GGM20	TN185 GG 20x1,5	M20x1,5	10	4,20
RD185GGM22	TN185 GG 22x1,5	M22x1,5	10	5,10

UNION M+M
STRAIGHT ADAPTER
ADAPTADOR MACHO+MACHO

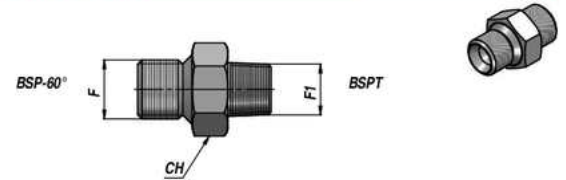
RV001



Code Code Código	F BSP	F1 BSP	CH	kg x 100
RV001.0300	1/8"	1/8"	14	1,40
RV001.0400	1/4"	1/4"	19	2,60
RV001.0600	3/8"	3/8"	22	4,20
RV001.0800	1/2"	1/2"	27	7,60
RV001.1000	5/8"	5/8"	30	9,80
RV001.1200	3/4"	3/4"	32	11,20
RV001.1600	1"	1"	41	19,80
RV001.2000	1"1/4	1"1/4	50	33,40
RV001.2400	1"1/2	1"1/2	55	40,60
RV001.3200	2"	2"	70	60,20

UNION M+M
STRAIGHT ADAPTER
ADAPTADOR MACHO+MACHO

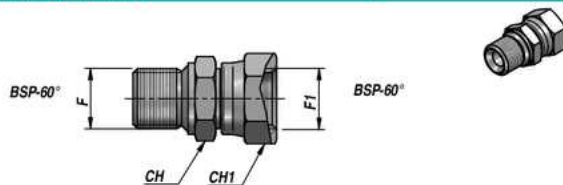
RV006



Code Code Código	F BSP	F1 BSPT	CH	kg x 100
RV006.0400	1/4"	1/4"	17	2,86
RV006.0600	3/8"	3/8"	19	4,54
RV006.0800	1/2"	1/2"	24	7,60
RV006.1200	3/4"	3/4"	32	12,10
RV006.1600	1"	1"	41	20,46
RV006.2000	1"1/4	1"1/4	46	26,70
RV006.2400	1"1/2	1"1/2	55	32,40
RV006.3200	2"	2"	65	48,16

UNION M+F
MALE+FEMALE STRAIGHT ADAPTER
ADAPTADOR MACHO+HEMBRA

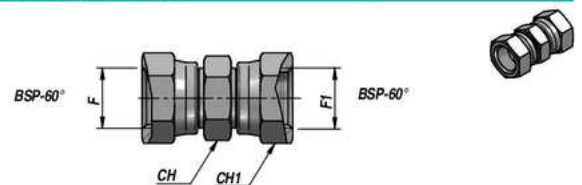
RV011



Code Code Código	F BSP	F1 BSP	CH	CH1	kg x 100
RV011.0400	1/4"	1/4"	19	19	4,40
RV011.0600	3/8"	3/8"	22	22	6,80
RV011.0800	1/2"	1/2"	27	27	11,80
RV011.1200	3/4"	3/4"	32	32	16,60
RV011.1600	1"	1"	41	38	25,40

UNION F+F
STRAIGHT ADAPTER
ADAPTADOR HEMBRA+HEMBRA

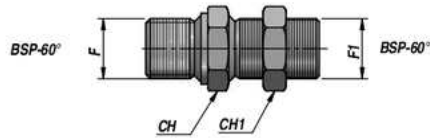
RV021



Code Code Código	F BSP	F1 BSP	CH	CH1	kg x 100
RV021.0400	1/4"	1/4"	19	19	6,40
RV021.0600	3/8"	3/8"	22	22	9,00
RV021.0800	1/2"	1/2"	27	27	18,40
RV021.1200	3/4"	3/4"	32	32	24,60
RV021.1600	1"	1"	41	38	36,20

RV041

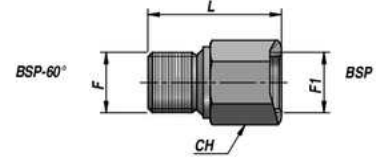
UNION MALE TRAVERSEE DE CLOISON
BULKHEAD STRAIGHT ADAPTER
PASATABIQUES CON TUERCA



Code Code Código	F BSP	F1 BSP	CH	CH1	kg x 100
RV041.0400	1/4"	1/4"	19	19	4,60
RV041.0600	3/8"	3/8"	22	22	7,60
RV041.0800	1/2"	1/2"	27	27	13,00
RV041.1200	3/4"	3/4"	32	32	21,00
RV041.1600	1"	1"	41	41	32,00

RV061

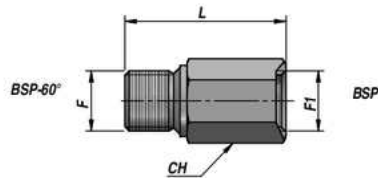
UNION COURTE M+F
MALE+FEMALE SHORT EXTENSION
UNION MACHO+HEMBRA REDUCIDA



Code Code Código	F BSP	F1 BSP	CH	L	kg x 100
RV061.0400	1/4"	1/4"	19	33~	3,80
RV061.0600	3/8"	3/8"	22	38~	5,80
RV061.0800	1/2"	1/2"	27	40~	8,60
RV061.1200	3/4"	3/4"	32	48~	16,80
RV061.1600	1"	1"	41	55~	27,60

RV065

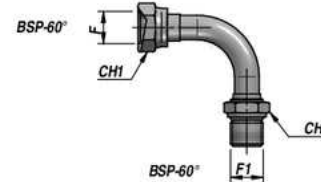
UNION M+F
MALE+FEMALE EXTENSION
UNION MACHO+HEMBRA PROLONGADA



Code Code Código	F BSP	F1 BSP	CH	L	kg x 100
RV065.0400	1/4"	1/4"	19	52~	7,00
RV065.0600	3/8"	3/8"	22	57~	9,20
RV065.0800	1/2"	1/2"	27	60~	14,20
RV065.1200	3/4"	3/4"	32	73~	21,80
RV065.1600	1"	1"	41	85~	41,60

RV071

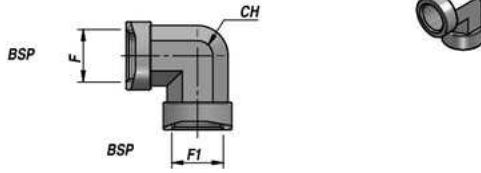
COUDE M+F
90° MALE+FEMALE ADAPTER
ADAPTADOR MACHO+HEMBRA 90°



Code Code Código	F BSP	F1 BSP	CH	CH1	kg x 100
RV071.0400	1/4"	1/4"	19	19	6,40
RV071.0600	3/8"	3/8"	22	22	9,20
RV071.0800	1/2"	1/2"	27	27	16,00
RV071.1200	3/4"	3/4"	32	32	23,80
RV071.1600	1"	1"	41	38	40,40

ADAPTEUR COUDE FEMELLE
90° ADAPTER F+F
ADAPTADORA "L" HEMBRA+HEMBRA 90°

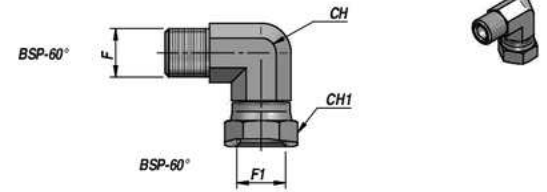
RV151



Code Code Código	F BSP	F1 BSP	CH	kg x 100
RV151.0400	1/4"	1/4"	19	7,80
RV151.0600	3/8"	3/8"	22	10,60
RV151.0800	1/2"	1/2"	27	18,00
RV151.1200	3/4"	3/4"	33	28,40
RV151.1600	1"	1"	41	51,80
RV151.2000	1"1/4	1"1/4	48	72,60

ADAPTEUR COUDE M+F TOURNANTE
90° ADAPTER M+F
ADAPTADOR MACHO+HEMBRA 90°

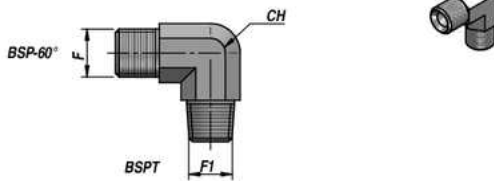
RV122



Code Code Código	F BSP	F1 BSP	CH	CH1	kg x 100
RV122.0400	1/4"	1/4"	14	19	5,60
RV122.0600	3/8"	3/8"	19	22	10,00
RV122.0800	1/2"	1/2"	22	27	15,60
RV122.1200	3/4"	3/4"	27	32	25,40
RV122.1600	1"	1"	33	41	48,00

ADAPTEUR COUDE M+M
90° ADAPTER M+M
ADAPTADOR MACHO+MACHO 90°

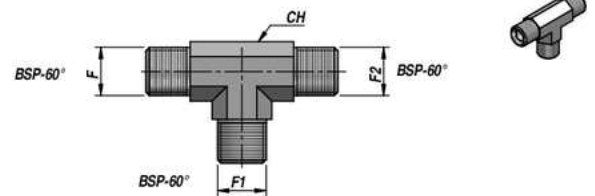
RV141



Code Code Código	F BSP	F1 BSPT	CH	kg x 100
RV141.0400	1/4"	1/4"	14	3,80
RV141.0600	3/8"	3/8"	17	6,60
RV141.0800	1/2"	1/2"	19	9,40
RV141.1200	3/4"	3/4"	27	20,60
RV141.1600	1"	1"	36	35,60

ADAPTEUR TE M+M+M
"TEE" ADAPTER M+M+M
ADAPTADORA "T" MACHO+MACHO+MACHO

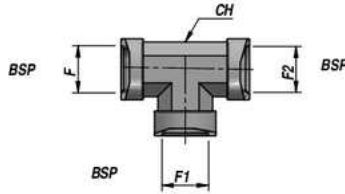
RV171



Code Code Código	F BSP	F1 BSP	F2 BSP	CH	kg x 100
RV171.0400	1/4"	1/4"	1/4"	14	6,00
RV171.0600	3/8"	3/8"	3/8"	19	8,40
RV171.0800	1/2"	1/2"	1/2"	22	11,40
RV171.1200	3/4"	3/4"	3/4"	27	23,60
RV171.1600	1"	1"	1"	33	40,80

RV181

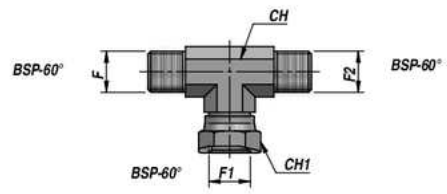
ADAPTEUR TE F+F+F
"TEE" ADAPTER F+F+F
ADAPTADOR A "T" HEMBRA+HEMBRA+HEMBRA



Code Code Código	F BSP	F1 BSP	F2 BSP	CH	kg x 100
RV181.0400	1/4"	1/4"	1/4"	19	10,00
RV181.0600	3/8"	3/8"	3/8"	22	13,20
RV181.0800	1/2"	1/2"	1/2"	27	21,40
RV181.1200	3/4"	3/4"	3/4"	33	35,00
RV181.1600	1"	1"	1"	41	63,50

RV192

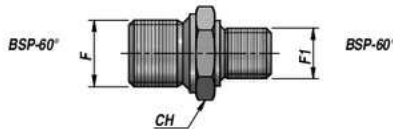
ADAPTEUR TE M+F TOURNANT+M
"TEE" ADAPTER M+F+M
ADAPTADOR A "T" MACHO+HEMBRA+MACHO



Code Code Código	F BSP	F1 BSP	F2 BSP	CH	CH1	kg x 100
RV192.0400	1/4"	1/4"	1/4"	14	19	7,40
RV192.0600	3/8"	3/8"	3/8"	19	22	12,40
RV192.0800	1/2"	1/2"	1/2"	22	27	19,80
RV192.1200	3/4"	3/4"	3/4"	27	32	32,60
RV192.1600	1"	1"	1"	33	38	55,40

RV301

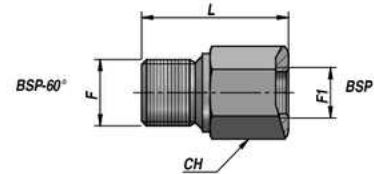
REDUCTION M+M
MALE REDUCING ADAPTER
ADAPTADOR DE REDUCCION MACHO



Code Code Código	F BSP	F1 BSP	CH	kg x 100
RV301.0604	3/8"	1/4"	22	4,20
RV301.0804	1/2"	1/4"	27	6,20
RV301.0806	1/2"	3/8"	27	7,20
RV301.1008	5/8"	1/2"	30	8,50
RV301.1206	3/4"	3/8"	32	9,80
RV301.1208	3/4"	1/2"	32	10,40
RV301.1210	3/4"	5/8"	32	11,60
RV301.1608	1"	1/2"	41	17,80
RV301.1612	1"	3/4"	41	19,80
RV301.2016	1"1/4	1"	50	32,00
RV301.2416	1"1/2	1"	55	37,80
RV301.2420	1"1/2	1"1/4	55	40,20
RV301.3220	2"	1"1/4	70	58,00
RV301.3224	2"	1"1/2	70	60,60

RV311

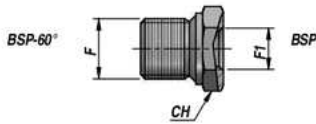
REDUCTION M+F
MALE/FEMALE REDUCING EXTENSION
ADAPTADOR DE REDUCCION MACHO+HEMBRA



Code Code Código	F BSP	F1 BSP	CH	L	kg x 100
RV311.0406	1/4"	3/8"	22	39~	5,20
RV311.0408	1/4"	1/2"	27	41~	8,40
RV311.0604	3/8"	1/4"	22	36~	6,20
RV311.0608	3/8"	1/2"	27	41~	8,20
RV311.0806	1/2"	3/8"	27	40~	10,80
RV311.0812	1/2"	3/4"	32	57~	10,00
RV311.1208	3/4"	1/2"	32	55~	14,80
RV311.1216	3/4"	1"	41	66~	29,80
RV311.1612	1"	3/4"	41	63~	38,20

REDUCTION M+F
MALE / FEMALE REDUCING ADAPTER
ADAPTADOR DE REDUCCION MACHO+HEMBRA

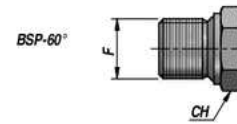
RV321



Code Code Código	F BSP	F1 BSP	CH	kg x 100
RV321.0604	3/8"	1/4"	22	2,80
RV321.0804	1/2"	1/4"	27	5,20
RV321.0806	1/2"	3/8"	27	4,60
RV321.1208	3/4"	1/2"	32	7,00
RV321.1608	1"	1/2"	41	14,20
RV321.1612	1"	3/4"	41	11,60
RV321.2016	1"1/4	1"	50	20,20

BOUCHON MALE A 6 PANS
MALE PLUG
TAPON MACHO

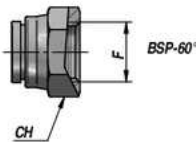
RV401



Code Code Código	F BSP	CH	kg x 100
RV401.0400	1/4"	19	2,20
RV401.0600	3/8"	22	3,40
RV401.0800	1/2"	27	5,40
RV401.1200	3/4"	32	10,00
RV401.1600	1"	41	12,40
RV401.2000	1"1/4	50	26,00

BOUCHON FEMELLE A 6 PANS
FEMALE PLUG
TAPON HEMBRA

RV414



Code Code Código	F BSP	CH	kg x 100
RV414.0400	1/4"	19	2,80
RV414.0600	3/8"	22	4,20
RV414.0800	1/2"	27	6,60
RV414.1200	3/4"	32	9,60
RV414.1600	1"	38	20,00

BOUCHON CONIQUE - HEXAGONE INTERNE
HEXAGON SOCKET PIPE PLUG
TAPON CONICO - HEXAGON INTERIOR

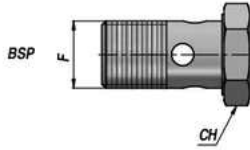
RV406



Code Code Código	F BSPT	CH	kg x 100
RV406.0300	1/8"	5	0,20
RV406.0400	1/4"	7	0,50
RV406.0600	3/8"	8	1,00
RV406.0800	1/2"	10	1,76
RV406.1200	3/4"	12	3,50

RV431

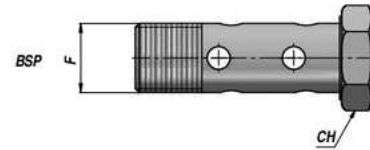
VIS PERCEE
BOLT FOR BANJO
TORNILLO SIMPLE



Code Code Código	F BSP	CH	kg x 100
RV431.0400	1/4"	19	3,00
RV431.0600	3/8"	22	5,80
RV431.0800	1/2"	27	8,80
RV431.1200	3/4"	32	15,40
RV431.1600	1"	41	29,80

RV441

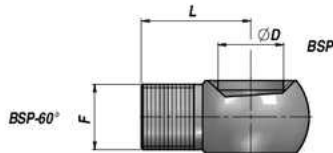
VIS PERCEE A 8 TROUS
DOUBLE BOLT FOR BANJO
TORNILLO DOBLE



Code Code Código	F BSP	CH	kg x 100
RV441.0400	1/4"	19	4,00
RV441.0600	3/8"	22	7,40
RV441.0800	1/2"	27	12,20
RV441.1200	3/4"	32	24,20

RV454

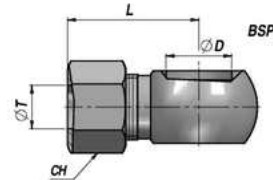
BANJO FILETE
THREADED BANJO
RACOR ESFERICO ROSCADO



Code Code Código	ØD BSP	F BSP	L	kg x 100
RV454.0404	1/4"	1/4"	25~	2,80
RV454.0606	3/8"	3/8"	28~	4,00
RV454.0806	1/2"	3/8"	28~	6,90
RV454.0808	1/2"	1/2"	32~	7,60
RV454.1208	3/4"	1/2"	32~	14,40
RV454.1212	3/4"	3/4"	40~	16,80
RV454.1616	1"	1"	44~	31,40

RV536

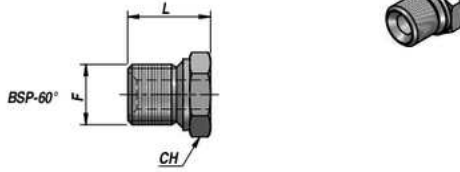
BANJO + ECROU ET BAGUE DIN2353
BANJO + NUT AND CUTTING RING DIN2353
RACOR ESFERICO + TUERCA Y CORONA DIN2353



Code Code Código	ØD BSP	ØT	L	CH	kg x 100
RV536.0412	1/4"	12	43,5	22	7,00
RV536.0612	3/8"	12	38,5	22	7,00
RV536.0815	1/2"	15	44,5	27	14,00

UNION MALE A SOUDER A 6 PANS
WELDABLE MALE
CONEXION MACHO PARA SOLDAR CON ENCASTE

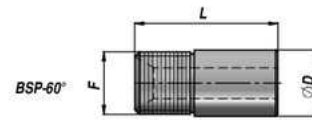
RV501



Code Code Código	F BSP	CH	L	kg x 100
RV501.0400	1/4"	19	18~	2,00
RV501.0600	3/8"	22	20~	3,60
RV501.0800	1/2"	27	23~	5,00
RV501.1200	3/4"	32	26~	7,60
RV501.1600	1"	41	30~	15,40
RV501.2000	1"1/4	50	32~	26,60

UNION MALE A SOUDER
WELDABLE MALE
CONEXION MACHO PARA SOLDAR LISO

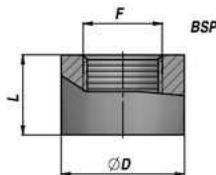
RV511



Code Code Código	F BSP	ØD	L	kg x 100
RV511.0400	1/4"	15	25~	2,00
RV511.0600	3/8"	17	35~	3,80
RV511.0800	1/2"	21	35~	5,60
RV511.1200	3/4"	28	41~	9,40
RV511.1600	1"	35	41~	15,20
RV511.2000	1"1/4	43	45~	26,30

BOSSAGE TARAUDE
THREADED PORT
MANGUITO ROSCADO

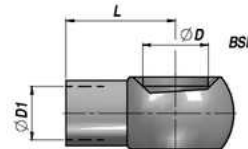
CBS



Code Code Código	F BSP	L	ØD	kg x 100
CBS0300000	1/8"	14	20	2,80
CBS0400000	1/4"	16	22	3,55
CBS0600000	3/8"	17	26	4,70
CBS0800000	1/2"	18	30	6,10
CBS1200000	3/4"	20	38	10,50
CBS1600000	1"	25	45	16,90
CBS2000000	1"1/4	24,5	55	22,60
CBS2400000	1"1/2	30	60	28,90
CBS3200000	2"	30	70	30,70

BANJO A SOUDER
WELDABLE BANJO
RACOR ESFERICO PARA SOLDAR

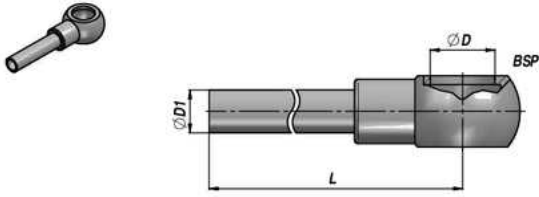
RV531



Code Code Código	ØD BSP	ØD1	L	kg x 100
RV531.0400	1/4"	10	24~	2,20
RV531.0610	3/8"	10	28~	4,20
RV531.0600	3/8"	12	28~	3,40
RV531.0800	1/2"	15	32~	7,60
RV531.0814	1/2"	14	32~	6,80
RV531.1200	3/4"	20	40~	17,60
RV531.1600	1"	25	57~	33,20

RV535

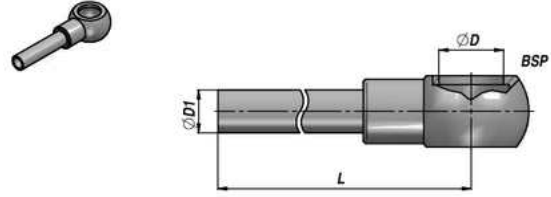
BANJO STANDARD
BANJO WITH WELDED PIPE
ESFERICO CON TUBO DE ACERO



Code Code Código	ØD BSP	ØD1	L	kg x 100
RV535.0410	1/4"	10	100~	5,50
RV535.0415	1/4"	10	150~	7,00
RV535.0420	1/4"	10	200~	8,50
RV535.0430	1/4"	10	300~	11,50
RV535.0440	1/4"	10	400~	14,50
RV535.0460	1/4"	10	600~	20,50
RV535.0485	1/4"	10	850~	28,00
RV535.0499	1/4"	10	1000~	34,50
RV535.120404	1/4"	12	40~	3,60
RV535.120420	1/4"	12	200~	10,70
RV535.120440	1/4"	12	400~	18,50
RV535.0603	3/8"	12	40~	4,50
RV535.0606	3/8"	12	60~	5,50

RV535

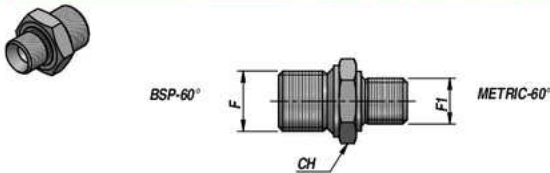
BANJO STANDARD
BANJO WITH WELDED PIPE
ESFERICO CON TUBO DE ACERO



Code Code Código	ØD BSP	ØD1	L	kg x 100
RV535.0610	3/8"	12	100~	7,00
RV535.0615	3/8"	12	150~	8,50
RV535.0620	3/8"	12	200~	11,00
RV535.0630	3/8"	12	300~	14,50
RV535.0640	3/8"	12	400~	18,50
RV535.0650	3/8"	12	500~	22,50
RV535.0660	3/8"	12	600~	27,00
RV535.0699	3/8"	12	1000~	42,50
RV535.0810	1/2"	15	100~	11,50
RV535.0820	1/2"	15	200~	16,50
RV535.0830	1/2"	15	300~	20,50
RV535.0840	1/2"	15	400~	26,50
RV535.0850	1/2"	15	500~	32,50

RV302

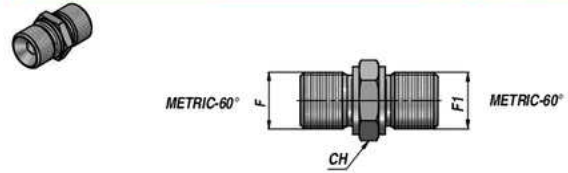
REDUCTION M+M
MALE REDUCING ADAPTER
ADAPTADOR DE REDUCCION MACHO+MACHO



Code Code Código	F BSP	F1	CH	kg x 100
RV302.0414	1/4"	M14x1,5	19	3,00
RV302.0418	1/4"	M18x1,5	24	4,80
RV302.0614	3/8"	M14x1,5	22	4,00
RV302.0616	3/8"	M16x1,5	22	4,20
RV302.0618	3/8"	M18x1,5	24	5,40
RV302.0622	3/8"	M22x1,5	27	6,80
RV302.0818	1/2"	M18x1,5	27	6,80
RV302.0822	1/2"	M22x1,5	27	7,60

RV002

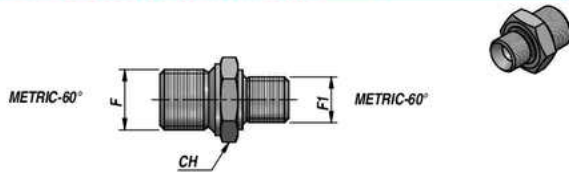
UNION M+M
STRAIGHT ADAPTER
ADAPTADOR MACHO+MACHO



Code Code Código	F	F1	CH	kg x 100
RV002.1415	M14x1,5	M14x1,5	19	3,20
RV002.1615	M16x1,5	M16x1,5	22	4,00
RV002.1815	M18x1,5	M18x1,5	24	5,40
RV002.2215	M22x1,5	M22x1,5	27	7,60

REDUCTION M+M
MALE REDUCING ADAPTER
ADAPTADOR DE REDUCCION MACHO+MACHO

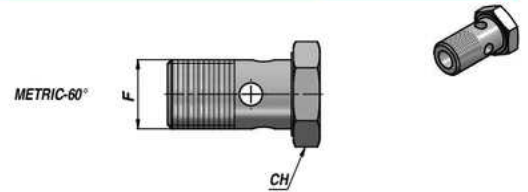
RV303



Code Code Código	F	F1	CH	kg x 100
RV303.1614	M16x1,5	M14x1,5	22	3,60
RV303.1814	M18x1,5	M14x1,5	24	4,80
RV303.1816	M18x1,5	M16x1,5	24	5,20
RV303.2218	M22x1,5	M18x1,5	27	7,00

VIS PERCEE
BOLT FOR BANJO
TORNILLO SIMPLE

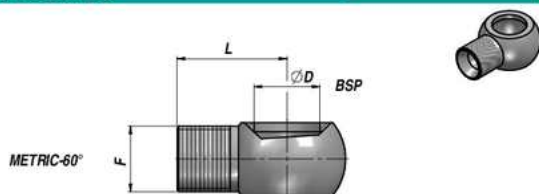
RV432



Code Code Código	F	CH	kg x 100
RV432.1415	M14x1,5	19	3,40
RV432.1615	M16x1,5	22	4,40
RV432.1815	M18x1,5	24	6,60
RV432.2215	M22x1,5	27	10,40

BANJO FILETE
THREADED BANJO
RACOR ESFERICO ROSCADO

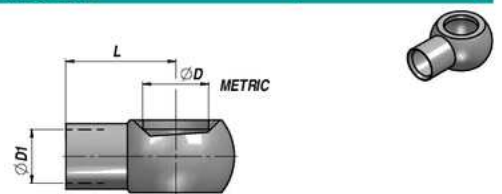
RV453



Code Code Código	ØD	F	L	kg x 100
RV453.1414	14	M14x1,5	25~	3,00
RV453.1616	16	M16x1,5	28~	4,20
RV453.1818	18	M18x1,5	30~	6,00
RV453.2222	22	M22x1,5	32~	6,40

BANJO A SOUDER
WELDABLE BANJO
RACOR ESFERICO PARA SOLDAR

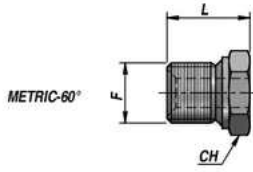
RV532



Code Code Código	ØD	ØD1	L	kg x 100
RV532.1410	14	10	24~	2,20
RV532.1612	16	12	28~	3,80
RV532.1815	18	15	29~	5,60
RV532.2218	22	18	32~	6,00

RV502

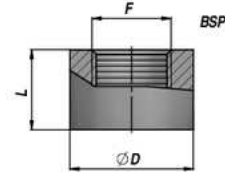
UNION A SOUDERA 6 PANS
WELDABLE MALE
CONEXION PARA SOLDAR TIPO MACHO



Code Code Código	F	CH	L	kg x 100
RV502.1415	M14x1,5	19	19~	2,20
RV502.1615	M16x1,5	22	21~	2,60
RV502.1815	M18x1,5	24	22~	4,40
RV502.2215	M22x1,5	27	24~	5,80

CBS

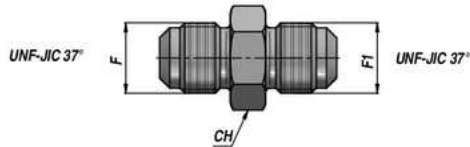
BOSSAGE TARAUDE
THREADED PORT
MANGUITO ROSCADO



Code Code Código	F	L	ØD	kg x 100
CBS0001215	M12x1,5	16	22	3,70
CBS0001415014	M14x1,5	14	22	2,80
CBS0001415	M14x1,5	16	22	3,20
CBS0001615	M16x1,5	17	26	4,90
CBS0001815014	M18x1,5	14	28	4,40
CBS0001815	M18x1,5	18	28	5,70
CBS0002015	M20x1,5	18	30	6,10
CBS0002215	M22x1,5	18	30	5,30

RV005

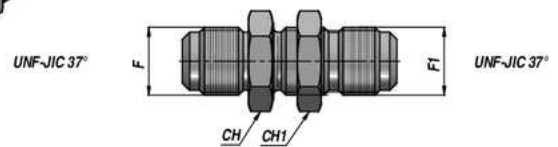
UNION M+M
STRAIGHT ADAPTER
ADAPTADOR MACHO+MACHO



Code Code Código	F UNF	F1 UNF	CH	kg x 100
RV005.0404	7/16"	7/16"	13	1,78
RV005.0505	1/2"	1/2"	14	2,17
RV005.0606	9/16"	9/16"	16	2,67
RV005.0808	3/4"	3/4"	19	4,95
RV005.1010	7/8"	7/8"	24	8,30
RV005.1212	1"1/16	1"1/16	27	13,10
RV005.1616	1"5/16	1"5/16	36	19,60

RV053

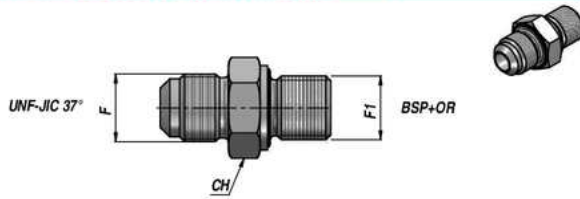
UNION MALE TRAVERSEE DE CLOISON
BULKHEAD STRAIGHT ADAPTER
ADAPTADOR DE MAMPARO



Code Code Código	F UNF	F1 UNF	CH	CH1	kg x 100
RV053.0004	7/16"	7/16"	17	17	4,13
RV053.0005	1/2"	1/2"	19	19	5,08
RV053.0006	9/16"	9/16"	22	22	6,85
RV053.0008	3/4"	3/4"	24	24	10,45
RV053.0010	7/8"	7/8"	30	30	17,40
RV053.0012	1"1/16	1"1/16	36	36	28,00
RV053.0016	1"5/16	1"5/16	41	41	36,20

REDUCTION M+M
REDUCING ADAPTER
ADAPTADOR DE REDUCCION MACHO+MACHO

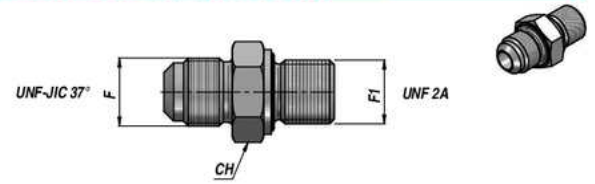
RV307



Code Code Código	F UNF	F1 BSP	CH	kg x 100
RV307.0404	7/16"	1/4"	19	3,20
RV307.0504	1/2"	1/4"	19	3,20
RV307.0604	9/16"	1/4"	19	3,00
RV307.0606	9/16"	3/8"	22	4,56
RV307.0608	9/16"	1/2"	30	9,48
RV307.0804	3/4"	1/4"	19	4,60
RV307.0806	3/4"	3/8"	22	5,20
RV307.0808	3/4"	1/2"	30	10,04
RV307.1006	7/8"	3/8"	24	6,96
RV307.1008	7/8"	1/2"	30	10,20
RV307.1012	7/8"	3/4"	36	15,57
RV307.1208	1"1/16	1/2"	30	12,00
RV307.1212	1"1/16	3/4"	36	16,80
RV307.1216	1"1/16	1"	46	23,40
RV307.1616	1"5/16	1"	46	27,60

REDUCTION M+M
REDUCING ADAPTER
ADAPTADOR DE REDUCCION MACHO+MACHO

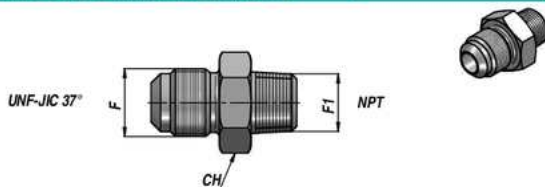
RV309



Code Code Código	F UNF	F1 UNF 2A	CH	kg x 100
RV309.0404	7/16"	7/16"	14	1,90
RV309.0405	7/16"	1/2"	16	2,46
RV309.0406	7/16"	9/16"	17	2,66
RV309.0505	1/2"	1/2"	16	2,57
RV309.0606	9/16"	9/16"	17	2,99
RV309.0608	9/16"	3/4"	22	5,07
RV309.0808	3/4"	3/4"	22	5,90
RV309.0810	3/4"	7/8"	27	9,22
RV309.1010	7/8"	7/8"	27	9,55
RV309.1208	1"1/16	3/4"	27	11,20
RV309.1212	1"1/16	1"1/16	32	15,20
RV309.1612	1"5/16	1"1/16	36	19,55
RV309.2020	1"5/8	1"5/8	50	37,93
RV309.2420	1"7/8	1"5/8	55	41,68

REDUCTION M+M
REDUCING ADAPTER
ADAPTADOR DE REDUCCION MACHO+MACHO

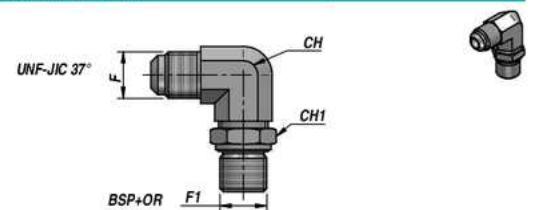
RV310



Code Code Código	F UNF	F1 NPT	CH	kg x 100
RV310.0404	7/16"	1/4"	14	2,64
RV310.0502	1/2"	1/8"	14	1,89
RV310.0504	1/2"	1/4"	14	2,64
RV310.0604	9/16"	1/4"	16	2,90
RV310.0606	9/16"	3/8"	19	4,19
RV310.0804	3/4"	1/4"	19	4,92
RV310.0806	3/4"	3/8"	19	4,50
RV310.0808	3/4"	1/2"	22	7,88
RV310.0812	3/4"	3/4"	27	12,85
RV310.1008	7/8"	1/2"	24	8,45
RV310.1212	1"1/16	3/4"	27	13,32
RV310.1616	1"5/16	1"	36	20,80
RV310.2016	1"5/8	1"	46	31,25
RV310.2424	1"7/8	1"1/2	50	46,50

ADAPTEUR COUDE M+M
90° ADAPTER M+M
ADAPTADOR MACHO+MACHO 90°

RV105



Code Code Código	F UNF	F1 BSP	CH	CH1	kg x 100
RV105.0402	7/16"	1/8"	11	14	3,03
RV105.0404	7/16"	1/4"	14	19	5,75
RV105.0504	1/2"	1/4"	14	19	5,86
RV105.0604	9/16"	1/4"	14	19	5,85
RV105.0606	9/16"	3/8"	19	22	9,59
RV105.0806	3/4"	3/8"	19	22	10,88
RV105.0808	3/4"	1/2"	22	27	15,81
RV105.1008	7/8"	1/2"	22	27	16,29
RV105.1012	7/8"	3/4"	27	36	28,12
RV105.1212	1"1/16	3/4"	27	36	30,38
RV105.1616	1"5/16	1"	33	41	42,76